


Self-Adhering COLLISION WRAP FILM

Temporary Outdoor Storage Protection for Damaged Vehicles

Self-adhering WRAP covers cracked windshields, broken windows, sprung doors, caved-in roofs and any opening to protect vehicle interior from risk of damage from rain, wind, snow, dirt, etc., outdoors or indoors.

36"
COLLISION
WRAP



It's User Friendly!

One person quickly unrolls self-adhering protective WRAP across a damaged windshield.



24" width covers side windows in one strip.



Eliminate jerry-rig attempts to cover crash damaged vehicles sitting outdoors awaiting repair.



Collision WRAP for sitting vehicle in phases of repair.

Product Performance Benefits

- ◆ Durable 3 mil puncture resistant plastic film with UV inhibitor.
- ◆ Adheres to clean and dry surface - metal, glass & plastic.
- ◆ See-through clear plastic.
- ◆ Film cuts easily with razor blade, poly knife or No. 555 SNIPPET KNIFE.
- ◆ Immediate protection anywhere a vehicle is temporarily stored and vehicle interior is exposed to risk of damage from wind, rain, dirt, etc., outdoors or indoors!
- ◆ For use on vehicle exterior surfaces only.



18" Collision WRAP for "sprung" doors.

Product Information

Part No.	Description	Units/Case
428	36" x 100' Continuous Roll (Covers front or rear windshield in one strip width)	1 roll
432	18" x 100' Continuous Roll (Covers sprung doors, hoods and lids in one strip width)	1 roll
433	48" x 100' Continuous Roll (Covers open side of vehicle when doors are removed)	1 roll
434	24" x 50' Continuous Roll (Covers side windows in one strip width)	1 roll
555	SNIPPET Knife	25




48" Collision WRAP covers open side of vehicles

Self-Adhering **COLLISION WRAP FILM**


Temporary Outdoor Storage Protection for Damaged Vehicles

NEW SIZE!
The right product for
today's vehicles.



It's User Friendly!

One person quickly unrolls self-adhering protective WRAP across a damaged windshield.



It's Economical!

30" width WRAP covers front windshields & rear windshields and side windows in one strip.

Self-adhering WRAP covers cracked windshields, broken windows, sprung doors, caved-in roofs and any opening to protect vehicle interior from risk of damage from rain, wind, snow, dirt, etc., outdoors or indoors.

 No more jerry-rig attempts to cover crash damaged vehicles sitting outdoors awaiting repair.



Performance Benefits:

- Durable puncture resistant plastic film with UV inhibitor.
- Adheres to clean and dry surface - metal, glass & plastic.
- See through clear plastic.
- Film cuts easily with razor blade, poly knife or No. 555 SNIPPET KNIFE.



- Adhesive System: Leaves no adhesive transfer on paint surface or rubber, aluminum or plastic trim and molding.
- Immediate protection anywhere a vehicle is temporarily stored and vehicle interior is exposed to risk of damage from wind, rain, dirt, etc., outdoors or indoors!
- For use on vehicle exterior surfaces only.

continued on next page

Self-Adhering COLLISION WRAP FILM

USED BY:

Collision Repair Body Shops & Garages

- On vehicles stored temporarily outdoors awaiting repair.



Collision WRAP for "Sprung" doors!

- On vehicles brought outdoors from indoors during phases of repair.



Collision WRAP for Sitting vehicle in phases of repair!

- On vehicles inside shops when conditions create excessive dust or dirt than can inhabit interior of vehicle.

Note: Collision Wrap is NOT to be used as a transport film to protect the surface of the vehicle.

Insurance Storage Lots & Salvage Pool Systems, Junkyards

- Where vehicle is temporarily stored and vehicle interior is exposed to risk of damage by rain, wind, snow, dirt, etc. outdoors or indoors!



Collision WRAP for Caved-in sides & roofs!

Towing Services



- Towing vehicle from nearby damage site.
- Temporarily storing vehicle on lot.

Application Directions:

1. Surface should be clean and dry.

Note: Collision Wrap Film must be applied on a dry surface. Once applied it resists wetness of all precipitation.

2. Pull a 2" starter edge from length of roll and press down against surface.

3. Gripping the roll begin unwinding the Collision Wrap film across and over the damaged area.

4. Press film down across overall area being cautious of glass shards, torn metal and rough surfaces.

Note: Do NOT apply Collision Wrap over uncured coatings. Do NOT apply Collision Wrap over wet surfaces. (Moisture/condensation marks could occur.)

Part No.	Description/Size	Units/Case
430	NEW! 30" x 100' Continuous Roll (Covers front or rear windshield in one strip width) Please note film will not have any print. Box will be plain with sticker only.	1 Roll
428	36" x 100' Continuous Roll (Covers front or rear windshield in one strip width)	1 Roll
432	18" x 100' Continuous Roll (Covers sprung doors, hoods & lids in one strip width)	1 Roll

Part No.	Description/Size	Units/Case
433	48" x 100' Continuous Roll (Covers open side of vehicle when doors are removed)	1 Roll
434	24" x 50' Continuous Roll (Covers side windows in one strip width)	1 Roll
555	SNIPPET Knife	25